

ROMANIA

UNIVERSITY RANKING

September 14th, 2009

CAPITAL

Kienbaum 
Executive Search
Human Resource & Management Consulting

Content

Introduction

Management Summary

Methodology

Module 1 (by Employers)

Module 2 (by Students/Graduates)

Introduction

- » This analysis mirrors the current situation of the image universities have among employers, graduates and students in Romania.
- » The study was conducted by KIENBAUM Management Consultants in cooperation with CAPITAL.
- » Due to the support of 35 companies and 3,131 graduates/students who took the time to provide us with the necessary data the study is widespread and significant in its findings.
- » We appreciate the effort and cooperation of all participants !

Content

Introduction

Management Summary

Methodology

Module 1 (by Employers)

Module 2 (by Students/Graduates)

Management Summary

- » Important for an educational system are its credibility and its attractiveness. These issues are not always concurrent. While students/graduates in Romania are in all satisfied with the quality of their universities the implicit as well as the explicit knowledge of corruption within the system ranks high. Thus, although universities are considered attractive they lack credibility in regard to their evaluation and grading.
- » Since the international education and experience is almost non-existent the assessment of a “satisfactory to high” quality in education stems from a local view and lacks international comparison. Thus, the evaluation has to be regarded as an insular view not including external/international experiences. A certain subjectivity has to be presumed.
- » While students/graduates are satisfied with their education more than 80 % believe that academic excellence is not the only means to succeed within the academia. This discrepancy is significant. It can be explained by a strong national pride as well as by the lack in international experience.

Content

Introduction

Management Summary

Methodology

Module 1 (by Employers)

Module 2 (by Students/Graduates)

Methodology

- » Module 1: Companies/employers rated universities based on their experience with employees from certain universities according to educational content such as theory, practice-oriented education, language skills and international experience.
 - For educational content the first 20 universities are stated.
 - Faculties with most participants are economy and engineering. These were ranked in detail with the first 10 universities stated.
- » Module 2: Students/graduates rated universities based on their experience according to educational content such as theory, practice-oriented education, language skills and international experience. They also answered questions concerning environmental, administration, corruption and career issues.
- » The ranking ranges from 1 = “very good”, 2 = “good”, 3 = “sufficient”, to 4 = “insufficient”.
- » Data was analyzed only if three or more independent entries per university were given.

Content

Introduction

Management Summary

Methodology

Module 1 (by Employers)

Module 2 (by Students/Graduates)

Module 1 (by Employers): Participation

- » Participants for Module 1: 35 companies/employers (national and international)
395 incumbents in total

- » Universities in Module 1: Choice of 84 universities in total
Companies referred to 52 of them

Module 1 (by Employers): Overall Ranking Result

Rank	University	Location	Score
1	Universitatea „Babeş-Bolyai“	Cluj	2.30
2	Universitatea din Bucureşti	Bucureşti	2.33
3	Universitatea „Transilvania“	Braşov	2.36
4	Universitatea „Ştefan Cel Mare“	Suceava	2.43
5	Universitatea „Lucian Blaga“	Sibiu	2.44
6	Universitatea „Petre Andrei“	Iaşi	2.45
7	Academia de Studii Economice	Bucureşti	2.46
8	Institutul Teologic Romano-Catolic	Bucureşti	2.48
9	Universitatea „Alexandru Ioan Cuza“	Iaşi	2.55
10	Universitatea Româno-Americană	Bucureşti	2.57
11	Universitatea Tehnică	Cluj	2.59
12	Universitatea „Petru Maior“	Tg. Mureş	2.68
13	Universitatea Tehnică „Gh. Asachi“	Iaşi	2.74
14	Universitatea de Vest	Timişoara	2.75
15	Universitatea din Craiova	Craiova	2.78
16	Universitatea „Politehnica“	Timişoara	2.78
17	Universitatea de Nord	Baia Mare	2.90
18	Universitatea din Bacău	Bacău	2.95
19	Institutul Teologic Baptist	Bucureşti	2.96
20	Universitatea „Petrol-Gaze“	Ploieşti	2.96
21	Universitatea „Hyperion“	Bucureşti	3.00
22	Universitatea „George Bariţiu“	Braşov	3.13
23	Universitatea „Dunărea de Jos“	Galaţi	3.17
24	Universitatea de Vest „Vasile Goldiş“	Arad	3.19
25	Universitatea „Titu Maiorescu“	Bucureşti	3.25
	Universitatea „Spiru Haret“	Bucureşti	3.25
27	Universitatea „Bioterra“	Bucureşti	3.56

Module 1 (by Employers): Ranking by Educational Content: Theory

Rank	University	Location	Score
1	Universitatea „Transilvania“	Braşov	1.58
2	Institutul Teologic Romano-Catolic	Bucureşti	1.65
3	Universitatea „Ştefan Cel Mare“	Suceava	1.67
4	Universitatea Tehnică	Cluj	1.73
5	Universitatea din Bucureşti	Bucureşti	1.73
6	Universitatea „Babeş-Bolyai“	Cluj	1.83
7	Academia de Studii Economice	Bucureşti	1.89
8	Universitatea „Lucian Blaga“	Sibiu	1.94
9	Universitatea „Petru Maior“	Tg. Mureş	2.00
	Universitatea de Nord	Baia Mare	2.00
11	Universitatea „Alexandru Ioan Cuza“	Iaşi	2.03
12	Universitatea Tehnică „Gh. Asachi“	Iaşi	2.06
13	Universitatea „Petre Andrei“	Iaşi	2.20
14	Universitatea „Politehnica“	Timişoara	2.25
15	Universitatea de Vest	Timişoara	2.37
16	Institutul Teologic Baptist	Bucureşti	2.42
17	Universitatea Româno-Americană	Bucureşti	2.43
18	Universitatea din Craiova	Craiova	2.44
19	Universitatea „George Bariţiu“	Braşov	2.50
20	Universitatea de Vest „Vasile Goldiş“	Arad	2.75

Module 1 (by Employers): Ranking by Educational Content: Practice-Orientation

Rank	University	Location	Score
1	Universitatea „Ștefan Cel Mare“	Suceava	2.07
2	Universitatea „Transilvania“	Brașov	2.16
3	Universitatea „Petre Andrei“	Iași	2.20
4	Institutul Teologic Romano-Catolic	București	2.44
5	Universitatea „Lucian Blaga“	Sibiu	2.44
6	Universitatea „Babeș-Bolyai“	Cluj	2.46
7	Universitatea Tehnică „Gh. Asachi“	Iași	2.47
8	Academia de Studii Economice	București	2.51
9	Universitatea din București	București	2.53
10	Universitatea „Petrol-Gaze“	Ploiești	2.57
11	Universitatea „Alexandru Ioan Cuza“	Iași	2.64
12	Universitatea Româno-Americană	București	2.71
13	Universitatea „George Barițiu“	Brașov	2.75
14	Universitatea Tehnică	Cluj	2.82
15	Institutul Teologic Baptist	București	2.83
	Universitatea „Dunărea de Jos“	Galați	2.83
17	Universitatea de Nord	Baia Mare	3.00
	Universitatea „Politehnica“	Timișoara	3.00
	Universitatea de Vest	Timișoara	3.00
	Universitatea din Craiova	Craiova	3.00

Module 1 (by Employers): Ranking by Educational Content: Language Skills

Rank	University	Location	Score
1	Universitatea din București	București	1.80
2	Universitatea de Vest	Timișoara	1.90
3	Universitatea „Babeș-Bolyai“	Cluj	1.92
4	Universitatea „Petre Andrei“	Iași	2.00
	Universitatea „Politehnica“	Timișoara	2.00
	Universitatea din Bacău	Bacău	2.00
	Universitatea „Hyperion“	București	2.00
8	Universitatea „Lucian Blaga“	Sibiu	2.13
	Universitatea „Petru Maior“	Tg. Mureș	2.13
10	Academia de Studii Economice	București	2.13
11	Universitatea Româno-Americană	București	2.14
12	Universitatea „Transilvania“	Brașov	2.21
13	Institutul Teologic Romano-Catolic	București	2.22
14	Universitatea din Craiova	Craiova	2.22
15	Universitatea „Alexandru Ioan Cuza“	Iași	2.27
16	Universitatea Tehnică	Cluj	2.36
17	Universitatea „Petrol-Gaze“	Ploiești	2.43
18	Institutul Teologic Baptist	București	2.58
19	Universitatea „Ștefan Cel Mare“	Suceava	2.60
20	Universitatea Tehnică „Gh. Asachi“	Iași	2.65

Module 1 (by Employers): Ranking by Educational Content: International Experience

Rank	University	Location	Score
1	Universitatea „Babeş-Bolyai“	Cluj	3.00
	Universitatea Româno-Americană	Bucureşti	3.00
3	Universitatea „Lucian Blaga“	Sibiu	3.25
4	Universitatea din Bucureşti	Bucureşti	3.27
5	Universitatea „Alexandru Ioan Cuza“	Iaşi	3.27
6	Academia de Studii Economice	Bucureşti	3.30
7	Universitatea „Petre Andrei“	Iaşi	3.40
	Universitatea „Ştefan Cel Mare“	Suceava	3.40
9	Universitatea din Craiova	Craiova	3.44
10	Universitatea Tehnică	Cluj	3.46
11	Universitatea „Transilvania“	Braşov	3.47
12	Universitatea „Petru Maior“	Tg. Mureş	3.50
13	Institutul Teologic Romano-Catolic	Bucureşti	3.61
14	Universitatea de Vest	Timişoara	3.74
15	Universitatea de Vest „Vasile Goldiş“	Arad	3.75
16	Universitatea Tehnică „Gh. Asachi“	Iaşi	3.77
17	Universitatea de Nord	Baia Mare	3.80
18	Universitatea „Politehnica“	Timişoara	3.88
19	Universitatea din Bacău	Bacău	4.00
	Universitatea „Hyperion“	Bucureşti	4.00

Module 1 (by Employers): Ranking by Faculty: Economy – Overall

Rank	University	Location	Score
1	Universitatea „Ștefan Cel Mare“	Suceava	2.25
	Universitatea „Babeș-Bolyai“	Cluj	2.25
3	Universitatea „Lucian Blaga“	Sibiu	2.31
4	Universitatea „Transilvania“	Brașov	2.42
5	Academia de Studii Economice	București	2.46
6	Universitatea „Alexandru Ioan Cuza“	Iași	2.64
7	Universitatea Româno-Americană	București	2.88
8	Universitatea „Petrol-Gaze“	Ploiești	3.08
	Universitatea „Dunărea de Jos“	Galați	3.08
10	Universitatea „George Barițiu“	Brașov	3.13

Module 1 (by Employers): Ranking by Faculty: Economy – by Educational Content

RANKING BY THEORY

Universitatea „Transilvania“	Braşov	1.67
Universitatea „Ştefan Cel Mare“	Suceava	1.67
Universitatea „Babeş-Bolyai“	Cluj	1.70
Universitatea „Lucian Blaga“	Sibiu	1.75
Academia de Studii Economice	Bucureşti	1.86
Universitatea „Alexandru Ioan Cuza“	Iaşi	1.92
Universitatea „George Bariţiu“	Braşov	2.50
Universitatea Româno-Americană	Bucureşti	2.75
Universitatea de Vest	Timişoara	2.80
Universitatea de Vest „Vasile Goldiş“	Arad	3.00

RANKING BY PRACTICE-ORIENTATION

Universitatea „Ştefan Cel Mare“	Suceava	2.00
Universitatea „Babeş-Bolyai“	Cluj	2.30
Universitatea „Transilvania“	Braşov	2.33
Universitatea „Dunărea de Jos“	Galaţi	2.33
Universitatea „Petrol-Gaze“	Ploieşti	2.33
Academia de Studii Economice	Bucureşti	2.48
Universitatea „Alexandru Ioan Cuza“	Iaşi	2.62
Universitatea „Lucian Blaga“	Sibiu	2.75
Universitatea „George Bariţiu“	Braşov	2.75
Universitatea Româno-Americană	Bucureşti	2.75

RANKING BY LANGUAGE SKILLS

Universitatea de Vest	Timişoara	1.80
Universitatea „Transilvania“	Braşov	2.00
Universitatea „Babeş-Bolyai“	Cluj	2.10
Academia de Studii Economice	Bucureşti	2.17
Universitatea „Lucian Blaga“	Sibiu	2.50
Universitatea „Ştefan Cel Mare“	Suceava	2.67
Universitatea „Spiru Haret“	Bucureşti	2.67
Universitatea Româno-Americană	Bucureşti	2.75
Universitatea „Alexandru Ioan Cuza“	Iaşi	2.77
Universitatea „Dunărea de Jos“	Galaţi	3.00

RANKING BY INTERNATIONAL EXPERIENCE

Universitatea „Lucian Blaga“	Sibiu	2.25
Universitatea „Ştefan Cel Mare“	Suceava	2.67
Universitatea „Babeş-Bolyai“	Cluj	2.90
Universitatea „Alexandru Ioan Cuza“	Iaşi	3.23
Universitatea Româno-Americană	Bucureşti	3.25
Academia de Studii Economice	Bucureşti	3.35
Universitatea „Petre Andrei“	Iaşi	3.50
Universitatea „Transilvania“	Braşov	3.67
Universitatea de Vest „Vasile Goldiş“	Arad	3.67
Universitatea din Petroşani	Petroşani	4.00

Module 1 (by Employers): Ranking by Faculty: Engineering – Overall

Rank	University	Location	Score
1	Universitatea de Vest	Timișoara	2.25
2	Universitatea „Transilvania“	Brașov	2.28
3	Academia Tehnică Militară	București	2.42
4	Universitatea Politehnica	București	2.53
5	Universitatea Tehnică	Cluj	2.64
6	Universitatea „Ștefan Cel Mare“	Suceava	2.65
7	Universitatea din Craiova	Craiova	2.75
	Universitatea „Hyperion“	București	2.75
9	Institutul Teologic Baptist	București	2.78
10	Universitatea „Petrol-Gaze“	Ploiești	2.88

Module 1 (by Employers): Ranking by Faculty: Engineering by Educational Content

RANKING BY THEORY

Academia Tehnică Militară	București	1.33
Universitatea „Transilvania“	Brașov	1.40
Universitatea de Vest	Timișoara	1.67
Universitatea Politehnica	București	1.74
Universitatea Tehnică	Cluj	1.78
Universitatea „Ștefan Cel Mare“	Suceava	2.00
Universitatea „Lucian Blaga“	Sibiu	2.00
Universitatea „Hyperion“	București	2.07
Institutul Teologic Baptist	București	2.25
Universitatea Tehnică de Construcții	București	2.42

RANKING BY PRACTICE-ORIENTATION

Academia Tehnică Militară	București	2.00
Universitatea „Transilvania“	Brașov	2.00
Universitatea „Ștefan Cel Mare“	Suceava	2.20
Universitatea Politehnica	București	2.53
Universitatea „Hyperion“	București	2.53
Universitatea de Vest	Timișoara	2.67
Universitatea „Petrol-Gaze“	Ploiești	2.75
Universitatea Tehnică de Construcții	București	2.83
Universitatea Tehnică	Cluj	2.89
Institutul Teologic Baptist	București	3.00

RANKING BY LANGUAGE SKILLS

Universitatea de Vest	Timișoara	1.67
Universitatea din Craiova	Craiova	1.67
Universitatea „Petrol-Gaze“	Ploiești	2.00
Institutul Teologic Baptist	București	2.00
Universitatea Politehnica	București	2.21
Academia Tehnică Militară	București	2.33
Universitatea „Lucian Blaga“	Sibiu	2.33
Universitatea Tehnică	Cluj	2.44
Universitatea „Transilvania“	Brașov	2.50
Universitatea Tehnică de Construcții	București	2.58

RANKING BY INTERNATIONAL EXPERIENCE

Universitatea de Vest	Timișoara	3.00
Universitatea „Transilvania“	Brașov	3.20
Universitatea „Ștefan Cel Mare“	Suceava	3.20
Universitatea din Craiova	Craiova	3.33
Universitatea Tehnică	Cluj	3.44
Universitatea Politehnica	București	3.63
Universitatea „Hyperion“	București	3.73
Institutul Teologic Baptist	București	3.88
Universitatea „Petrol-Gaze“	Ploiești	4.00
Academia Tehnică Militară	București	4.00

Conclusions to Module 1 (by Employers)

- » In an overall ranking the University „Babeş-Bolyai“ in Cluj was considered best.
- » Concerning the educational content companies consider the
 - theoretical education as “good” with an overall rating of 2.12
 - language skills as “good” with an overall rating of 2.28
 - practical orientation between “good” and “satisfactory” with a score of 2.66
 - internationality between “satisfactory” and “unsatisfactory” with a score of 3.53
- » Universitatea „Transilvania“ in Braşov ranks very high in both faculties: economy and engineering.
- » Universitatea din Bucureşti in Bucharest scores high in an overall score. The most common faculties mentioned for this university were social sciences and law.

Content

Introduction

Management Summary

Methodology

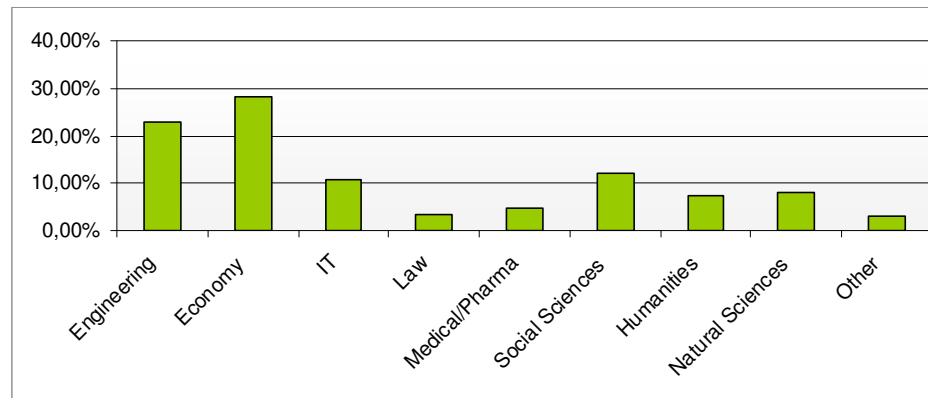
Module 1 (by Employers)

Module 2 (by Students/Graduates)

Module 2 (by Students/Graduates): Participation

» Participants: 3,131 students/graduates

» Distribution by Faculty:



» Distribution by Year of Graduation:

- 19 % did not state their year of graduation
- 59 % graduated or will graduate in 2000 or later
- 14 % graduated in the years 1990 to 1999
- 5 % graduated in the years 1980 to 1989
- 3 % graduated earlier than 1980

» For 69 % the graduation date is in 1995 or later

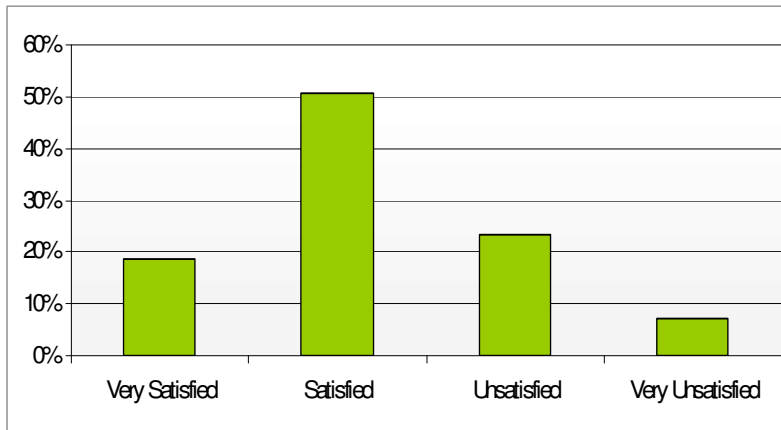
Module 2 (by Students/Graduates): Participation

» Distribution by University:

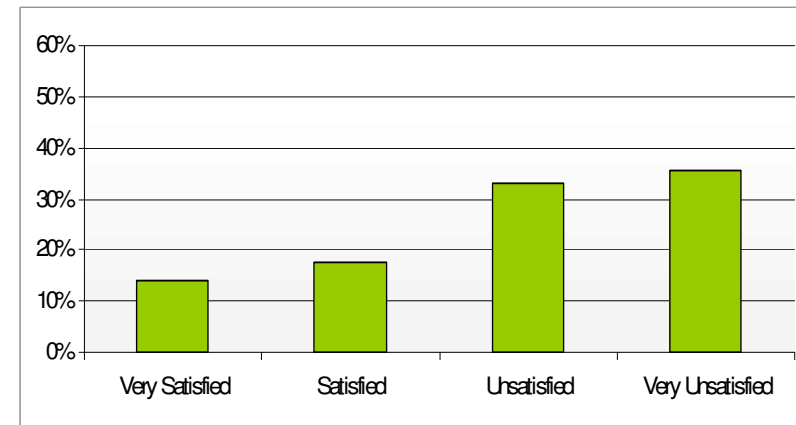
Caption	in %
Academia de Studii Economice	29.59%
Universitatea din București	24.04%
Universitatea Politehnica	18.69%
Școala Națională de Studii Politice si Administrative	7.38%
Universitatea „Spiru Haret“	4.81%
Universitatea Tehnică de Construcții	3.25%
Universitatea de Medicină si Farmacie „Carol Davila“	2.44%
Universitatea Româno-Americană	1.96%
Universitatea de Științe Agronomice si Medicină Veterin.	1.56%
Universitatea Creștină „Dimitrie Cantemir“	1.42%
Universitatea de Arhitectură si Urbanism „Ion Mincu“	0.74%
Universitatea „Titu Maiorescu“	0.61%
Academia Tehnică Militară	0.54%
Universitatea „Hyperion“	0.47%
Universitatea Ecologică	0.47%
Academia de Poliție „Alexandru Ioan Cuza“	0.47%
Universitatea „Nicolae Titulescu“	0.41%
Universitatea „Athenaeum“	0.20%

Module 2 (by Students/Graduates): Ranking by Educational Content

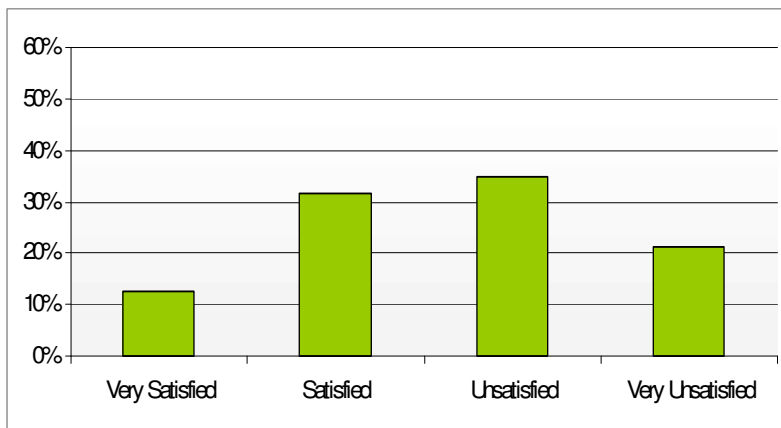
Theoretical Education



International Experience



Language Skills



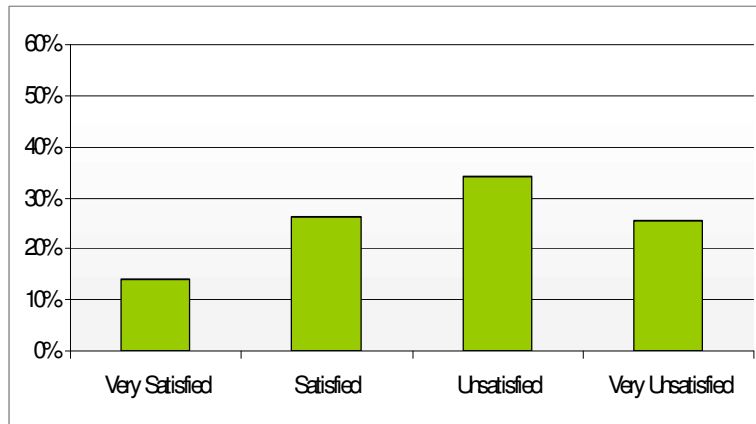
Percentages in Numbers

Very Satisfied
Satisfied
Unsatisfied
Very Unsatisfied

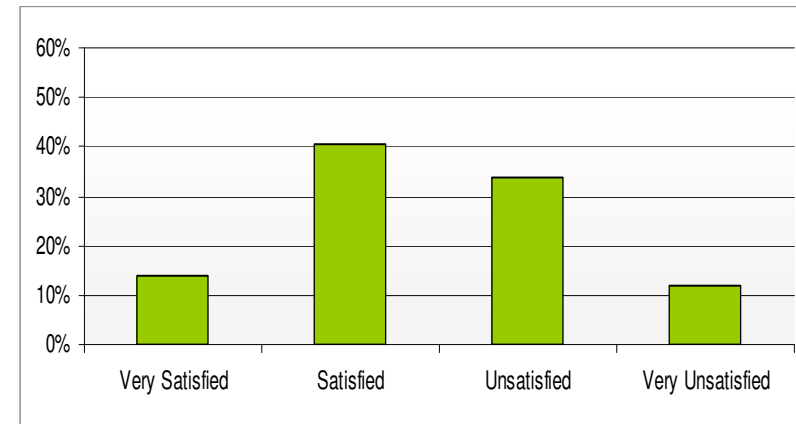
	Theory	Int. Exp.	Language
Very Satisfied	18.51 %	13.91 %	12.65 %
Satisfied	50.80 %	17.58 %	31.44 %
Unsatisfied	23.34 %	32.98 %	34.78 %
Very Unsatisfied	7.34 %	35.53 %	21.12 %

Module 2 (by Students/Graduates): Ranking by Business Focus

Practical Experience obtained during University



Practice-Oriented Education

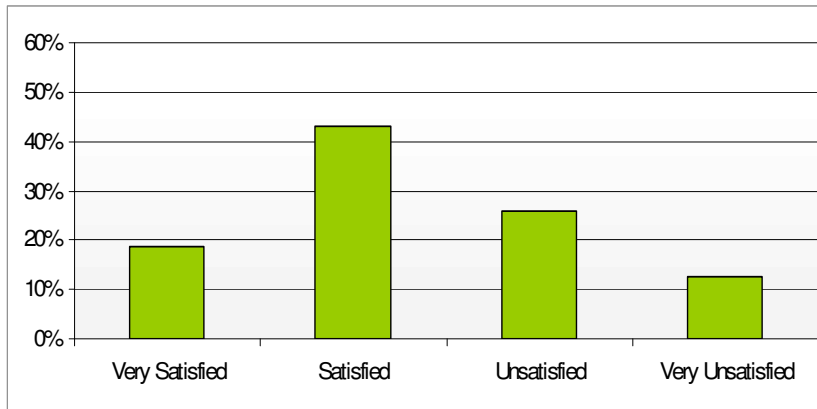


Percentages in Numbers

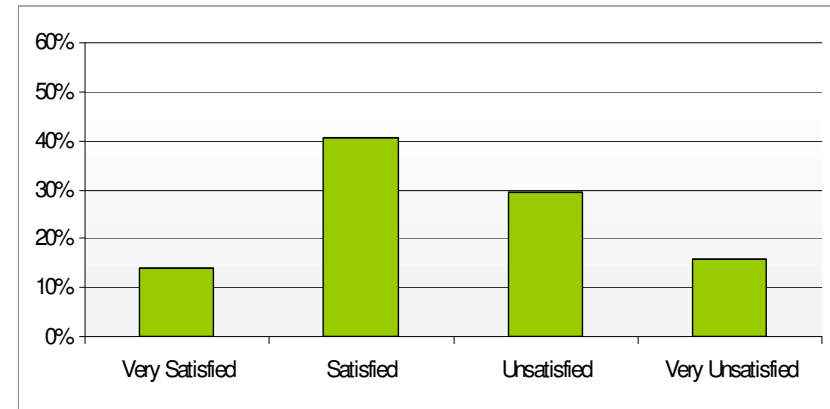
	Experience	Education
Very Satisfied	13.94 %	13.78 %
Satisfied	26.39 %	40.62 %
Unsatisfied	34.26 %	33.68 %
Very Unsatisfied	25.41 %	11.92 %

Module 2 (by Students/Graduates): Ranking by Environment

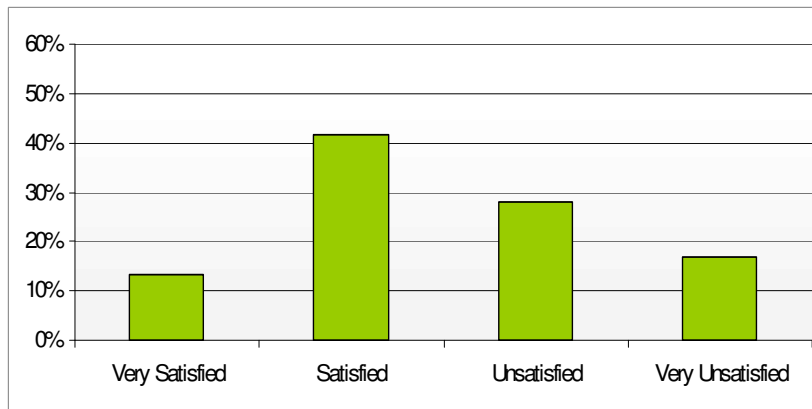
Library: Up-to-date Literature, Periodicals, Databases etc.



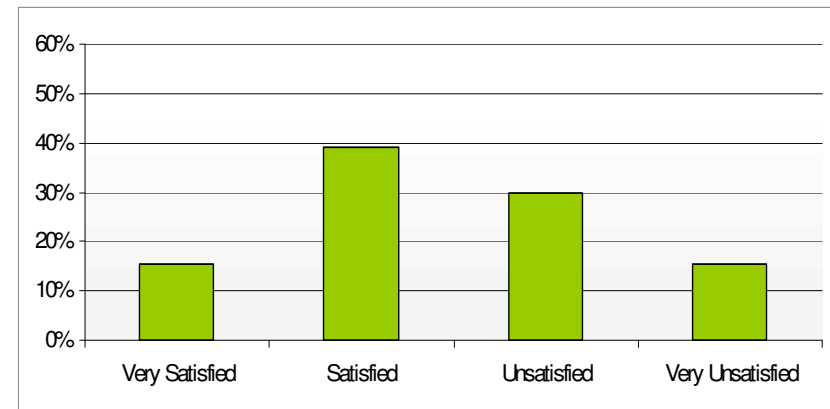
Scholarships, Tuition Fees etc.



Social Support: Halls, Cafeteria etc.

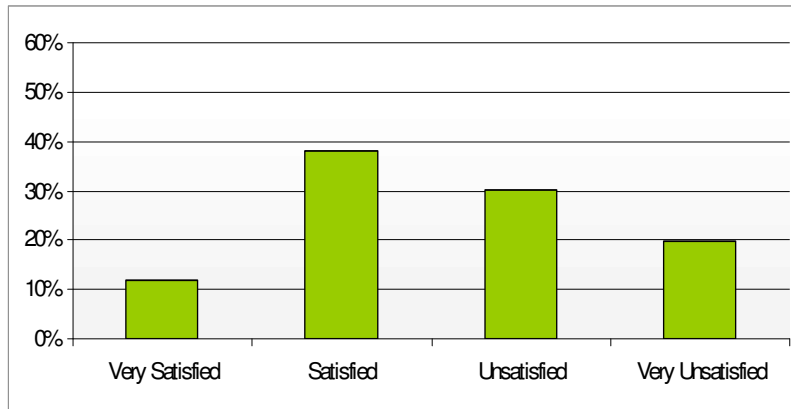


Equipment: Engineering Labs, IT Labs, Language Labs etc.



Module 2 (by Students/Graduates): University Administration

Quality of University Administration

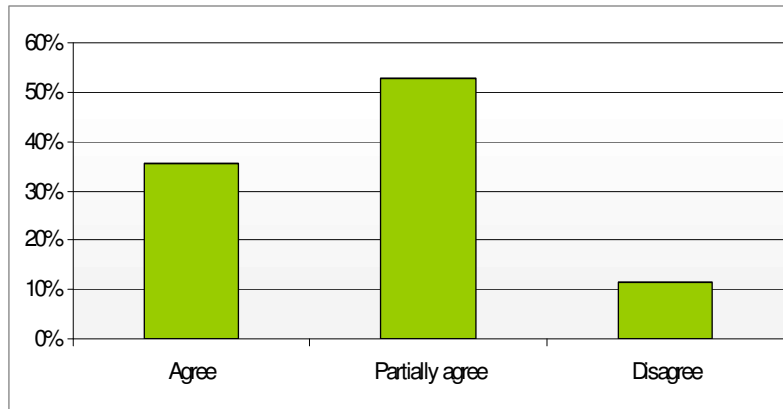


Percentages in Numbers

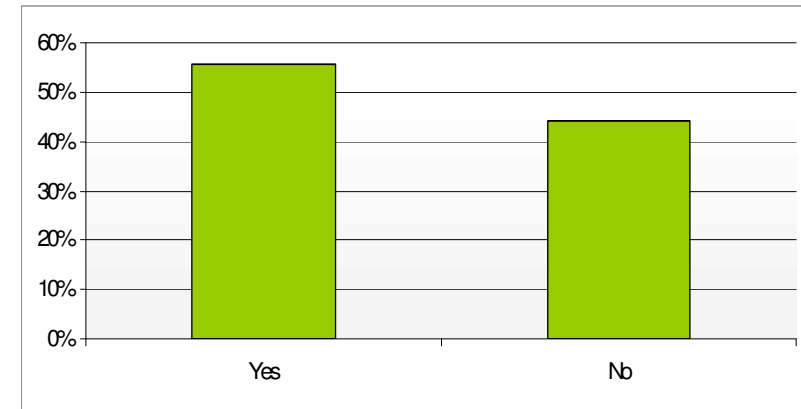
	Library	Scholarship	Soc. Supp.	Equip.	Admin.
Very Satisfied	18.76 %	14.05 %	13.46 %	15.48 %	11.84 %
Satisfied	42.98 %	40.63 %	41.78 %	39.25 %	38.19 %
Unsatisfied	25.73 %	29.60 %	27.90 %	29.93 %	30.03 %
Very Unsatisfied	12.53 %	15.72 %	16.86 %	15.34 %	19.94 %

Module 2 (by Students/Graduates): Corruption

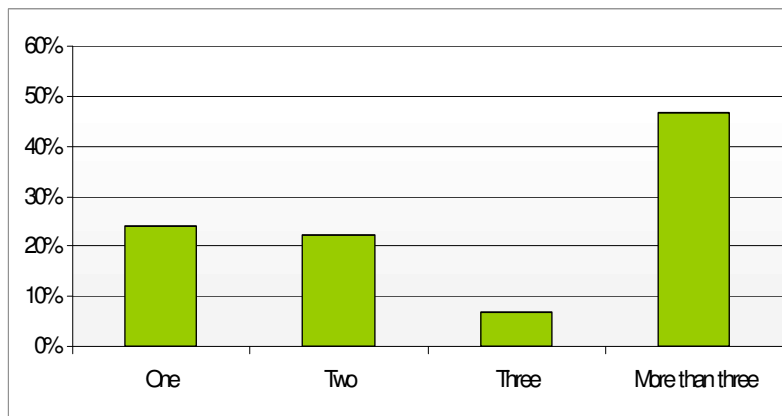
Do you agree or disagree that students receive marks and diplomas on criteria other than academic excellence (for example personal relationships, gifts etc.)?



While you were a student, did you personally meet colleagues who received marks or diplomas on criteria other than academic excellence (for example personal relationships, gifts etc.)?



If any, how many professors from your faculty do you know who were actually bribed by people you personally knew?

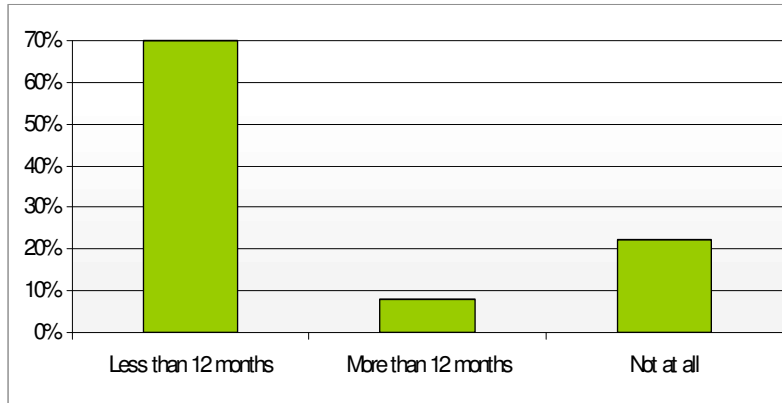


Percentages in Numbers

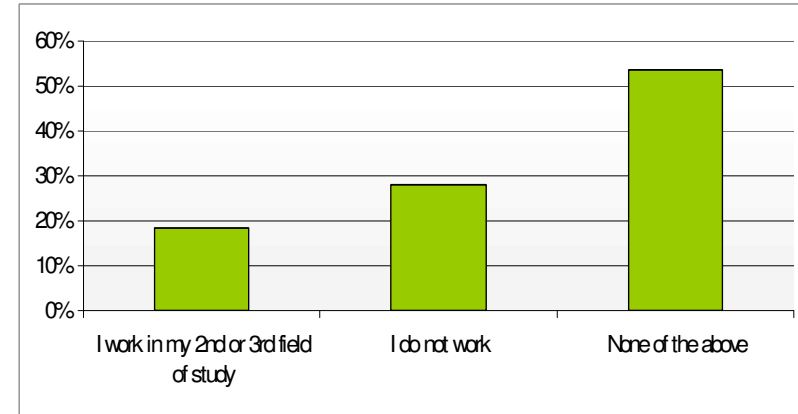
Not only Academic Excellence	Personal Experience	How many Professors ...?
Agree = 35.55 %	Yes = 55.83 %	One = 23.99 %
Partially Agree = 52.88 %	No = 44.17 %	Two = 22.43 %
Disagree = 11.56 %		Three = 6.98 %
		More than Three = 46.60 %

Module 2 (by Students/Graduates): Career

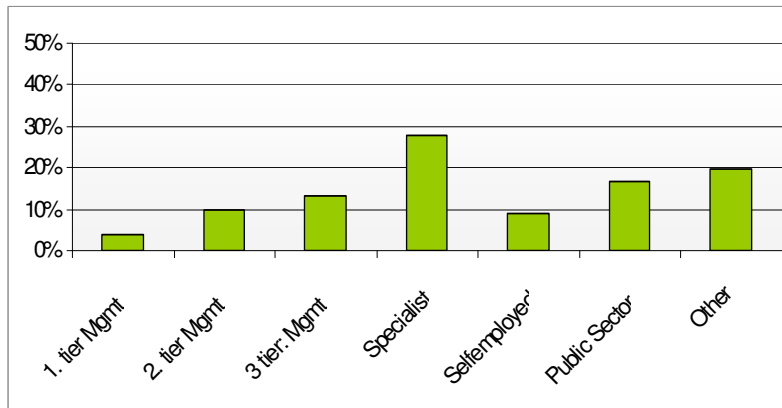
How soon after graduation did you start to work in your initial field of study?



Why did you not work in your initial field of study?



What position do you occupy now?



Percentages in Numbers

Work Start in Initial Field	Why not work in Initial Field	What Position
Less than 12 Months = 69.84 %	2nd or 3rd Field = 18.50 %	1st Tier = 3.85 %
More than 12 Months = 7.80 %	I do not Work = 27.98 %	2nd Tier = 9.88 %
Not at all = 22.36 %	None of the Above = 53.52 %	3rd Tier = 13.46 %
		Specialist = 27.62 %
		Self employed = 9.17 %
		Public Sector = 16.54 %
		Other = 19.48 %

Conclusions to Module 2 (by Students/Graduates)

- » Concerning the educational content students/graduates consider the
 - theoretical education as “(highly) satisfactory” with 69 %
 - practical orientation as “(highly) satisfactory” with 54 %
 - language skills as “(highly) unsatisfactory” with 56 %
 - practical experience as “(highly) unsatisfactory” with 60 %
 - internationality as “(highly) unsatisfactory” with 68 %

- » Concerning social and administrative issues on the whole students/graduates are satisfied.

- » Corruption is a major issue at Romanian universities. While 88 % of the students/graduates “(partially) agree” that grades and diplomas are not only based on academic excellence, 55 % of students/graduates were actually confronted directly or indirectly with corruption during their studies.

Project Management

Kienbaum Beratungen Ges.m.b.H. Wien
Tuchlauben 8
1010 Wien



Mag. Maria Smid, MBA
Compensation & Benefits

☎ +43 (1) 533 51 88 - 22

Fax +43 (1) 533 51 88 - 40

E-Mail: maria.smid@kienbaum.com